



# cat

CATALOG

## Casework

- Base Cabinets
- Filler & Aprons
- Shelving
- Tall Cabinets
- Wall Cabinets




**OPEN SHELVING** - One fixed shelf and four adjustable shelves.  
The last four digits indicate width and depth.

12" Deep	16" Deep	22" Deep
301-1812	301-1816	301-1822
301-2112	301-2116	301-2122
301-2412	301-2416	301-2422
301-3012	301-3016	301-3022
301-3612	301-3616	301-3622
301-4212	301-4216	301-4222
301-4812	301-4816	301-4822



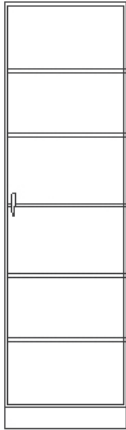
**SOLID SLIDING DOORS** - One fixed shelf and four adjustable shelves.  
A flush pull with a push lock. The last four digits indicate width and depth.

16" Deep	22" Deep
305-3016	305-3022
305-3616	305-3622
305-4216	305-4222
305-4716	305-4722



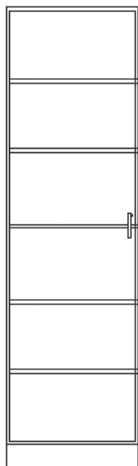
**GLAZED SLIDING DOORS** - One fixed shelf and four adjustable shelves.  
A flush pull with a push lock. The last four digits indicate width and depth.

16" Deep	22" Deep
308-3016	308-3022
308-3616	308-3622
308-4216	308-4222
308-4816	308-4822



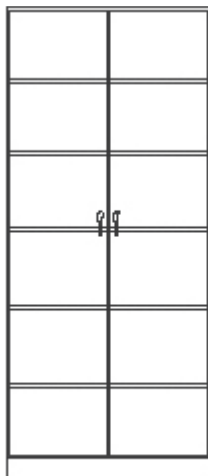
**SOLID DOOR - Hinged right.** One fixed shelf and four adjustable shelves. Three point latching handles. The last four digits indicate width and depth.

16" Deep	22" Deep
313-1816	313-1822
313-2116	313-2122
313-2416	313-2422



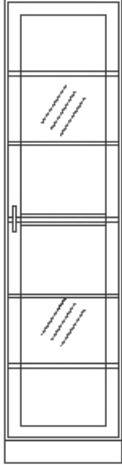
**SOLID DOOR - Hinged left.** One fixed shelf and four adjustable shelves. Three point latching handles. The last four digits indicate width and depth.

16" Deep	22" Deep
314-1816	314-1822
314-2116	314-2122
314-2416	314-2422



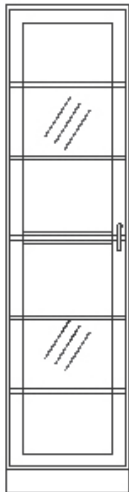
**SOLID DOORS - Double swinging doors.** One fixed shelf and four adjustable shelves. Three point latching handles. The last four digits indicate width and depth.

16" Deep	22" Deep
353-3016	353-3022
353-3616	353-3622
353-4216	353-4222
353-4816	353-4822



**GLAZED DOOR - Hinged right.** One fixed shelf and four adjustable shelves. Three point latching handles. The last four digits indicate width and depth.

16" Deep	22" Deep
315-1816	315-1822
315-2116	315-2122
315-2416	315-2422



**GLAZED DOOR - Hinged left.** One fixed shelf and four adjustable shelves. Three point latching handles. The last four digits indicate width and depth.

16" Deep	22" Deep
316-1816	316-1822
316-2116	316-2122
316-2416	316-2422



**GLAZED DOORS - Double swinging doors.** One fixed shelf and four adjustable shelves. Three point latching handles. The last four digits indicate width and depth.

16" Deep	22" Deep
358-3016	358-3022
358-3616	358-3622
358-4216	358-4222
358-4816	358-4822



**WARDROBE UNIT** - Two fixed and three adjustable shelves.  
1/2 Width coat rod. Two unexposed file drawers with full extension slides. Three point latching handles. Available with shelves on left or right side of unit. The last four digits indicate width and depth.

*Shelves On Left* (SHOWN ON LEFT)

360-3622

360-4222

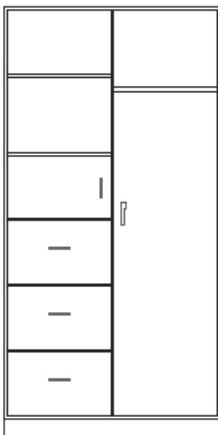
360-4822

*Shelves On Right* (INSERT)

364-3622

364-4222

364-4822

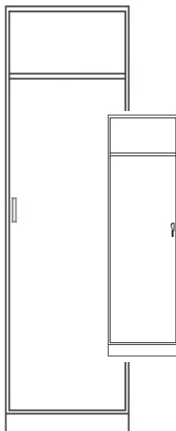


**WARDROBE UNIT** - One fixed hat shelf; two adjustable shelves, 3 files drawers with full extension slides. One half width hanger rod. Door equipped with mirror. Three point latching handle. The last four digits indicate width and depth.

363-3622

363-4222

363-4822



**WARDROBE UNIT** - One hanger rod. One fixed hat shelf. Three point latching handle. The last four digits indicate width and depth.

*Hinged left* (INSERT)

361-1822

361-2122

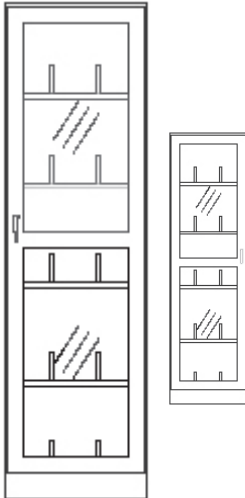
361-2422

*Hinged right* (SHOWN ON LEFT)

362-1822

362-2122

362-2422



**MICROSCOPE CABINET** - Fixed shelf and three adjustable shelves. 3/16" tempered glass doors. Removable dividers. Unit holds 15 microscopes. Three point latching handle. Last four digits indicate width and depth.

Hinged right (SHOWN ON LEFT)

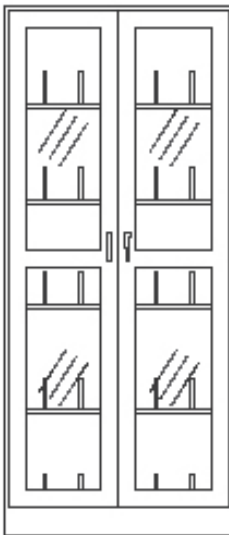
370-2416

370-2422

Hinged left (INSERT)

371-2416

371-2422



**MICROSCOPE CABINET** - Fixed shelf and three adjustable shelves. 3/16" tempered glass doors. Removable dividers. three point latching handle. Last four digits indicate width and depth.

372-3616 Holds 20 Microscopes

372-3622 Holds 20 Microscopes

372-4216 Holds 25 Microscopes

372-4222 Holds 25 Microscopes

372-4816 Holds 30 Microscopes

372-4822 Holds 30 Microscopes

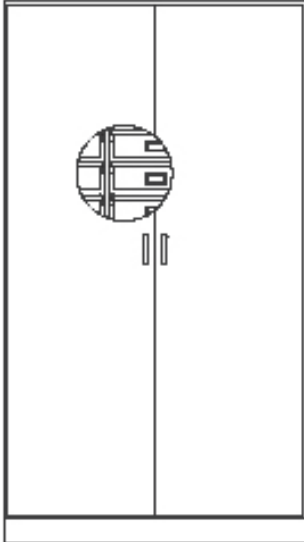


**SKELETON CABINET** - Retractable glide for hanging skeleton. 3/16 tempered glass doors with three point latching handle. Fixed bottom shelf. Last four digits indicate width and depth.

375-2422

**SKELETON CABINET** - For roll-in model skeleton. 3/16 tempered glass doors with three point latching handle. Adjustable top shelf. Last four digits indicate width and depth.

377-2422



**TOTE TRAY CABINET** - Holds 48 trays measuring 14-1/4"W x 19"D x 3-1/2"H.  
Three point latching handle. Last two digits indicate depth.

350-4822